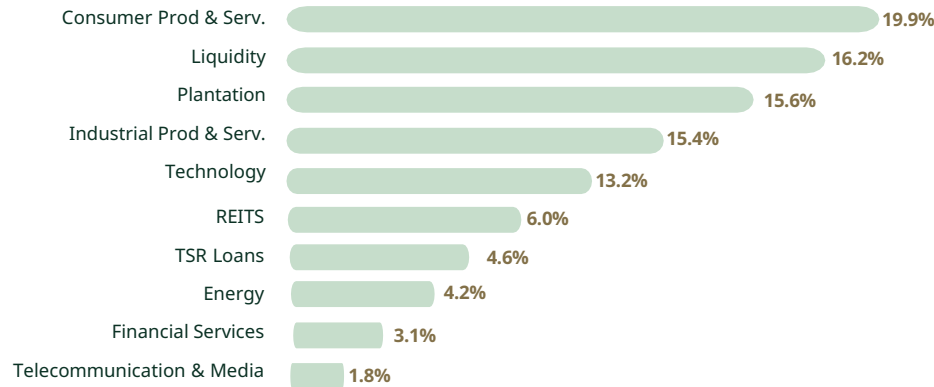


## Asset Allocation



## Unit Trust Funds

Islamic	Conventional	Money Market	Regional
<b>Astute Dana Al-Sofi-I</b> Equity (Islamic) / Growth	<b>Astute Malaysia Growth Trust</b> Equity / Growth	<b>Astute Dana Al-Kanz</b> Money Market (Islamic) / Income	<b>Astute Asian (Ex Japan) Fund</b> Equity / Growth
<b>Astute Dana Al-Faiz-I</b> Balanced (Islamic) / Growth & Income	<b>Astute Quantum Fund</b> Mixed Asset / Growth & Income		
<b>Astute Dana Aslah</b> Mixed Asset (Islamic) / Growth & Income	<b>Astute Dynamic Fund</b> Equity / Growth		

## Disclaimer


**Disclosure Statements:** Based on the Fund's portfolio returns as at 10 December 2025, the Volatility Factor (VF) for this Fund is 9.8 and is classified as 'Moderate' (source: Lipper). 'Moderate' includes funds with VF that are above 7.805 but not more than 10.405. The VF means there is a possibility for the Fund in generating an upside return or downside return around this VF. The Volatility Class (VC) is assigned by Lipper based on quintile ranks of VF for qualified funds. VF is subject to monthly revision and VC will be revised every six months. The Fund's portfolio may have changed since this date and there is no guarantee that the Fund will continue to have the same VF or VC in the future. Presently, only funds launched in the market for at least 36 months will display the VF and its VC. A copy of the Master Prospectus dated 17 August 2023 and the Product Highlights Sheet ("PHS") have been registered and lodged with the SC. A PHS highlighting the key features and risks of the Fund is available and investors have the right to request for a PHS. Investors are advised to obtain, read and understand the Prospectus and the PHS before investing and to consider the fees and charges involved. The Prospectus and the PHS can be obtained from our office, our authorised distributors, consultants or representatives. Any issue of units to which the Prospectus relates will only be made on receipt of a Master Account Application Form referred to and accompanying with a copy of the Prospectus.

**Warning Statements:** This brochure has not been reviewed by the Securities Commission Malaysia ("SC"), Federation of Investment Managers Malaysia ("FIMM") and Employees Provident Fund ("EPF"). The SC, FIMM and EPF are not liable for this brochure and are not in any way associated with this brochure. The SC, FIMM and EPF are not responsible for the contents herein and do not make any representation on the accuracy or completeness of this brochure, either in whole or in part. Where unit trust loan financing is available, you are advised to read and understand the contents of the unit trust loan financing risk disclosure statement before deciding to borrow to purchase units. The price of units and distributions payable, if any, may go down as well as up. Where a unit split/distribution is declared, you are advised that following the issue of additional units/distribution, the net asset value per unit will be reduced from pre-unit split NAV/cum-distribution NAV to post-unit split NAV/ex-distribution NAV. Where a unit split is declared, the value of your investment in Malaysian Ringgit will remain unchanged after the distribution of the additional units. The past performance of the Fund should not be taken as an indicative of its future performance.

The specific risks of the Fund are market risk, particular stock risk, negative return risk, reclassification of shariah status risk, dividend payment risk, interest rate risk and credit risk.



# Astute Dana Aslah



As at 31 Dec 2025

3rd Floor, Menara Dungun,  
46 Jalan Dungun,  
Damansara Heights,  
50490 Kuala Lumpur, Malaysia.

T. (603) 2095 9999  
F. (603) 2095 0693  
[enquiry@astutefm.com.my](mailto:enquiry@astutefm.com.my)

[astutefm.com.my](http://astutefm.com.my)

Fund Facts

Re-Launch date  
12 April 2010

Fund Category/Type  
Mixed Asset ( Islamic)/Growth & Income

Potential Investors  
Investor who seek capital appreciation with potential income distribution, have medium to high risk tolerance, and wish to invest in accordance to the Shariah principle.

Investment Strategy  
To invest in a diversified portfolio of sukuk, Shariah-compliant equity and Shariah-compliant equity-related securities. The Fund may invest to a maximum of 100% of its NAV in Shariah-compliant equity and Shariah-compliant equity-related securities so as to maximise the returns of the Fund.

The Fund will hold a minimum investment of 40% of the NAV, in Shariah-compliant stocks or Islamic fixed income instruments or any other form of Shariah-compliant investment instruments which provide regular payments of dividends or its equivalent and permitted by the Securities Commission, which comply with Shariah principle.

Sales Charge  
Nil

Management Fee  
1.95% p.a of NAV

Trustee  
CIMB Commerce Trustee Berhad

Trustee Fee  
0.10% p.a of NAV

Minimum Investment  
Initial = RM 1,000 (Cash/EPF)  
Additional = RM 100 (Cash) / RM 1,000 (EPF)

Bloomberg Code  
APXSCAP MK EQUITY

Specific Risk  
Market Risk, Particular Stock Risk, Negative Return Risk, Reclassification of Shariah Status Risk, Dividend Payment Risk, Interest Rate Risk, Credit Risk.

Calendar Year Performance %

	Dana Aslah	Benchmark
YTD 2025 @ 31.12.2025	+13.90	-1.22
2024	+22.81	+9.88
2023	+8.29	+1.52
2022	-6.82	-5.54
2021	+4.03	-3.27
Since Inception (11.05.2010)	+176.86	+47.99

\*Refer to footnote

Performance Table %

	Dana Aslah	Benchmark
YTD 31.12.2025	+13.90	-1.22
1 year	+13.90	-1.22
3 year	+51.47	+10.18
5 year	+46.75	+0.67
Since Inception (11.05.2010)	+176.86	+47.99

\*Refer to footnote

Top 5 Holdings

Holdings	Sector	%
Hong Leong Industries	Consumer Products & Services	8.86
United Plantations	Plantation	8.56
Malayan Cement	Industrial Products & Services	6.96
Malaysian Pacific Industries	Technology	6.48
Axis REIT	REITS	5.97

Source: Astute Fund Management Berhad

\*Refer to footnote

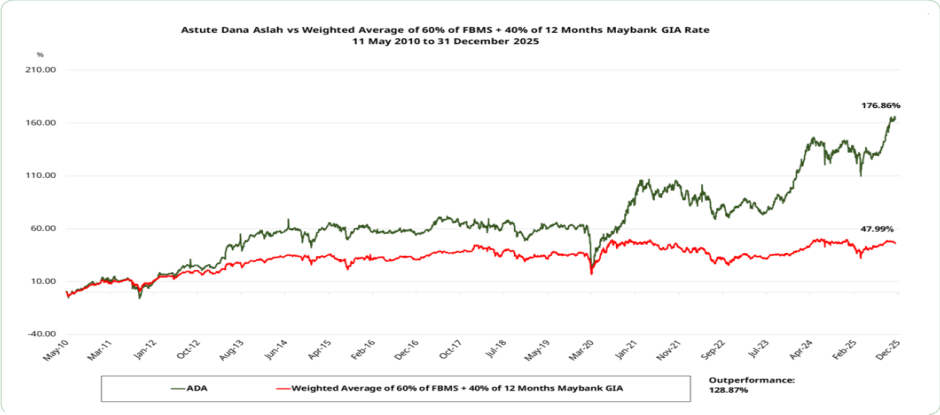
Benchmark: 60% of FBM Emas Shariah Index ("FBMS") + 40% of 12 months Maybank General Investment Account ("GIA") rate.

Fund Performance Source: Bloomberg.

Distributions

Distribution (ex-date)	Distribution / Unit	Unit Split
17.05.2024	4.0 sen	Nil
11.05.2023	3.5 sen	Nil
16.04.2022	4.0 sen	Nil
17.04.2021	2.5 sen	Nil
13.04.2019	2.5 sen	Nil

Fund Performance



\*Refer to footnote